

CBRI LIBRARY : A STATISTICAL ASSESS- MENT OF ITS FIVE DECADES PROGRESS

R.C. GUPTA, S.C. SINHA
MOHD. FURQAN ULLAH

The study of trend of progress of various organs and services provides an opportunity of introspection of achievement or shortcomings and would definitely contribute for betterment or improvement in practices. All necessary and allied activities of CBRI library, which was established in 1947 to cope up the research needs of Building engineering and technology over the years have been presented in graphical form.

Abstract

Research activity entirely relies upon the selective, pinpointed, exhaustive efficient, documentation and information (SPEEDI) services covering the past and present treasures of knowledge available at easily accessible place - Library. The study of trend of progress of various organs and services provides an opportunity of introspection of achievement or shortcomings and would definitely contribute for betterment or improvement in practices in vogue. Building Research Unit (BRU) and later on CBRI library; was established in 1947 to cope up the research needs of Building engineering and technology. It has been performing all necessary and allied activities over the years which are presented in graphical form. With the advancement of information technology, the library has also entered in computer application to its activities, services and resource sharing phenomenon through local as well as national networking.

Introduction

Library is a growing organisation - visible or otherwise. It grows in all its three organs (users, books and staff) keeping appropriate balance in input and output (activities and services). The input in terms of funds equipment;

Mr. R.C. Gupta and Mr. S.C. SINHA are Library Officers, serving Central Building Research Institute, Roorkee
MOHD. FURQAN ULLAH is Librarian at National Institute of Hydrology, Roorkee

facilities, staff etc. is always subject to curtailment or diversion at any point of stringency or change in priority. This situation inadvertently hampers the normal wheel of progress and statistical laws may hardly take note of such happenings.

Building Research in India

Govt. of India recognised the need of building research as early as in 1942 (Pre-independence period) to provide cheaper, comfortable and durable shelters to poor masses and their live stocks.

Establishment of CBRI

The Industrial Research Planning Committee suggested Council of Scientific and Industrial Research (CSIR) to start Building and Roads Research Institute in its meeting of December 1944. Consequently, a Building Research Unit (BRU) came up in cooperation with the Thompson College of Engineering at Roorkee in 1947. BRU was entrusted to carry out immediate research project on mass housing for displaced/migrants on one hand and construction of official buildings and necessary equipments on the other. BRU was converted to CBRI; Central Building Research Institute in 1950. In April 1953, it moved to its new campus.

FUNCTIONS OF CBRI

The Institute undertakes research in building science and technology. It helps engineers, architects and manufacturers of building materials to have a better understanding of materials and processes used in building construction and assists the industry by improving traditional materials and techniques of construction. New processes, techniques and construction materials are developed in order to achieve economy and efficiency in building construction. The laboratory also undertakes developmental testing and provide technical aid to industry and disseminates scientific and technical information.

Library is a backbone of a research organisation and it can be rightly said that without library neither a research project can be selected nor current one can be completed or completed project can be reported well without timely and proper information flow at all stages of decision making. Without which it may prove a wasteful attempt redundancy of half baked technology yielding no marketability. CBRI library has been effectively contributing towards the fruitful R&D activities at the institute and also stand as information clearing house in the field of building engineering for other organisation in the country. It also maintains close cooperation and exchange relations with the leading organisations and their counter parts in developing/developed countries world over.

Trends of Library Progress:

A. Collection Development

Fig. 1 corresponding to table 1 shows the continuous yearly progress in collection development, books and periodicals form the core of reading material and the research is mainly guided through the information contained therein. For convenience the data is grouped in 5 years slot. The growth is visible in early years of establishment i.e. in 1953-58 it is the highest 10,858 in one block. It went down in next block i.e. 6,338 (a fall by 4,520) whereas in next block it went further down by 1870. The trend shows a continuous fall and it came down to 1216 in block year of 1989-93.

Table 1

STATEMENT OF PROGRESS OF BOOKS/BOUND VOLUMES OF PERIODICALS (1953-1993)

| Period | Books Purchased | Books received on gratis | Bound vol of periodicals added | Total |
|---------|-----------------|--------------------------|--------------------------------|-------|
| 1953-58 | 2403 | - | 53 | 2456 |

TABLE 2

PROGRESS OF PERIODICALS SUBSCRIBED/RECEIVED
ON GRATIS DURING 1953-93

| Period | Periodicals subscribed | Periodicals received on gratis | Total |
|---------|---------------------------|--------------------------------------|-------|
| 1953-58 | 96 | 55 | 151 |
| 1959-63 | 258 | 115 | 373 |
| 1964-68 | 232 | 119 | 351 |
| 1969-73 | 180 | 131 | 311 |
| 1974-78 | 165 | 129 | 294 |
| 1979-83 | 152 | 147 | 299 |
| 1984-88 | 155 | 128 | 283 |
| 1989-93 | 145 | 89 | 234 |

Source : CBRI Annual Reports.

The reasons besides the above mentioned,

- (a) Attaining maturity of library services and collections
- (b) More use of indexing, abstracting, review journals
- (c) Spreading and utilising resource sharing phenomena with the advancement of faster electronic facilities
- (d) Tremendous rise in subscription rates of periodicals

(C) Fig.3 shows the slides as an information storage and communication media. During early stage of establishment, there were hardly such equipments available with the library that could produce or project

such slides. It started in block year 1959-63 with 450 in number and has gone up to 10945 in the present block year 1989-93. It contains black and white and coloured both. The production of coloured slides started in 1984-88 with 950 and in the next block 89-93 sprang upto 6238.

TABLE 3
PROGRESS OF SLIDES ADDED DURING 1953-93

| Period | Number of Slides Added | | Total |
|---------|------------------------|----------|-------|
| | Black | Coloured | |
| 1953-58 | - | - | - |
| 1959-63 | 450 | - | 450 |
| 1964-68 | 2265 | - | 2265 |
| 1969-73 | 4900 | - | 4900 |
| 1974-78 | 4895 | - | 4895 |
| 1979-83 | 3615 | - | 3615 |
| 1984-88 | 6640 | 950 | 7590 |
| 1989-93 | 4707 | 6238 | 10945 |

Source : CBRI Annual Reports

The progress of black and white slides seems to be more or less constant. It ranges between 4900-4707 ignoring 6640 in 84-88, but at the same time the coloured slides shows a springing trend i.e. 950 in 84-89 and 6238 in 89-93. It also shows the downward trend of black and white slides during 89-93. The reason is obvious i.e. the shifting attitude of preferring coloured slides in comparison to black and white by the users.

Table 4 gives budget allocations for the purchase of books, subscriptions of foreign and Indian journals for every 5 years block period starting from 1953-58 to 1989-93. The graph (bar diagram) shows annual average on the basis of this table for every five years block period. In the primary stage it was only Rupees 22 thousand or 1,11,000 for the block period of 1953-58. It shows a steady and nominal increase of 7.5% every year. Within 30 years (1953-83) it went from 22 to 87.7 thousand (Four times). During 84-88 it ran up from 88 to 2.745 i.e. 3 times in five years in place of 22 years in normal case as earlier. Further, it sputered three times from 2.8 lakhs to 6.9 within next five years i.e. 89-93.

TABLE 4

PROGRESS OF ALLOCATION OF CBRI LIBRARY
BUDGET (1953-93)

| Period | For Procurement of Books | For Subscription of India (Rs.) | Foreign (Rs.) | Total amount in rupees |
|---------|--------------------------|---------------------------------|---------------|------------------------|
| 1955-58 | 33,300.00 | 5,550.00 | 72,150.00 | 1,11,000.00 |
| 1959-63 | 39,300.00 | 6,550.00 | 85,150.00 | 1,31,000.00 |
| 1964-68 | 51,300.00 | 8,550.00 | 1,11,150.00 | 1,71,000.00 |
| 1969-73 | 83,873.00 | 14,813.00 | 1,92,569.00 | 2,96,260.00 |
| 1974-78 | 1,02,549.00 | 17,091.00 | 2,22,190.00 | 3,41,830.00 |
| 1979-83 | 1,31,615.00 | 21,935.00 | 2,85,165.00 | 4,38,715.00 |
| 1984-88 | 4,11,690.00 | 68,615.00 | 8,91,995.00 | 13,72,300.00 |
| 1989-93 | 10,34,100.00 | 1,72,350.00 | 22,40,550.00 | 34,47,000.00 |

Source : Intimation of Library Budget as received from Account Section, SBRI Roorkee 1953-54 to 1992-93.

The steady as well as jumping increase in budget can be analysed on the basis of requirements, availability of funds etc. The yearly increment of 7.5% seems to be normal to keep pace with the increasing subscription rates of journals, rising cost of books, foreign exchange rates etc. But rise from 88 thousand to 2.8 (nearly three times) within 5 years an increase of nearly 50% every year during 84-88 is due to sudden rise in foreign exchange rates + subscription rates as well as change in priorities, increase in research projects, computerised retrieval and due to the shifting of leadership of the institute. Further increment from 2.88 to 6.9 lakhs during 1989-93 period, besides the above factors, may be due to the merging of SERC (Roorkee) with its library as a separate service library into CBRI frame work.

Resource Sharing (Fig 5)

CBRI library maintain resource sharing relations with local as well as technical libraries of the country. It started reducing and receiving books, journals on inter library loan during 1964-68. Prior to it, services of University library were utilised by the scientists of the institution on individual basis. In 1964, 45 books were borrowed and 78 were lent out. the trend shows somewhat regular increment from 45-99 and 78-137 with a skew during 73-78, 166 and 222 respectively

TABLE 5

PROGRESS OF INTER-LIBRARY LOAN SERVICES AT C.B.R.I. LIBRARY DURING 1953-93

| Years | No of books received from | No. of books Sent to other Institutions | Total |
|---------|---------------------------|---|-------|
| 1953-58 | - | - | - |
| 1959-63 | - | - | - |
| 1964-68 | 45 | 78 | 123 |

| | | | |
|---------|-----|-----|-----|
| 1969-73 | 166 | 129 | 295 |
| 1974-78 | 110 | 85 | 195 |
| 1979-83 | 146 | 222 | 368 |
| 1984-88 | 118 | 155 | 273 |
| 1989-93 | 99 | 137 | 236 |

Source : Inter-Library Loan Register.

The reason of rise and all may be attributed to availability of book messengers services in the library for borrowing/returning such documents, xeroxing facilities etc.

Translation Services (Fig. 6)

Library could entertain the requests of getting translations done at CBRI on the demand of research workers from languages other English. Such translations were done by the panel translators. Where in 1966, 19 translations were done and it rose to 26 in 68 and started coming down from 1971 and came to the lowest number 2 in 1981. The trend shows a rise and fall during these years.

TABLE 6

PROGRESS OF TRANSLATIONS DONE DURING 1966-1981 AT CBRI LIBRARY, ROORKEE

| S.No. | Years | Translations into English | | | Total |
|-------|-------|---------------------------|--------|---------|-------|
| | | From German | French | Russian | |
| 1. | 1966 | 16 | 3 | - | 19 |
| 2. | 1967 | 19 | 4 | - | 23 |
| 3. | 1968 | 17 | 9 | - | 26 |
| 4. | 1969 | 5 | 3 | - | 8 |

| | | | | | |
|-------|------|-----|----|---|-----|
| 5. | 1970 | 7 | 12 | - | 19 |
| 6. | 1971 | 1 | 6 | - | 7 |
| 7. | 1972 | 8 | 3 | - | 11 |
| 8. | 1973 | 5 | 4 | - | 9 |
| 9. | 1974 | 3 | 1 | - | 4 |
| 10. | 1975 | 8 | 3 | - | 11 |
| 11. | 1976 | 4 | 3 | - | 7 |
| 12. | 1977 | 5 | 3 | - | 8 |
| 13. | 1978 | - | 1 | - | 1 |
| 14. | 1979 | - | 2 | - | 2 |
| 15. | 1980 | 3 | 1 | - | 4 |
| 16. | 1981 | 1 | 1 | - | 2 |
| Total | | 102 | 59 | - | 161 |

Source : CBRI Annual Report 1966-1981

After 1981 no translation work was taken up by the Library Information Division.

The reason may be due to the INSDOC's facility of getting faster, standard translations provided at normal rates.

Staff Position: (Fig 7)

The staff is an essential organ that keeps the system moving. The library work and services are dependent on this organ. The success and progress of library services can be increased or curtailed on the basis of the availability of proper staff. In 1953 there were 7 persons out of which 4 were supporting staff. During the period of 40 years they are still 7 persons. The staff remained static with a

minor temporary placement of one person at a few occasions. Persons retired or left the institute were only replaced by other persons but the number of posts remained unchanged.

TABLE 7

Staff position in C.B.R.I. Library During 1953-93

| S.No. | Year(s) | No. of Professionals | No. of Semi professionals | No of other supporting staff | Total |
|-------|---------|----------------------|---------------------------|------------------------------|-------|
| 1. | 1953-62 | 1 | 2 | 4 | 7 |
| 2. | 1963-80 | 2 | 2 | 4 | 8 |
| 3. | 1981-86 | 2 | 2 | 2 | 6 |
| 4. | 1987-90 | 2 | 3 | 3 | 8 |
| 5. | 1991-93 | 2 | 2 | 3 | 7 |

Source : C.B.R.I. Annual Report 1953-93.

Since 1989 with the merger of SERC, staff of library (4 persons) also joined the team.

Table 8

Shows the present strength of Library

| | CBRI LIB | SE LIB | Total |
|----------------------|----------|--------|-------|
| <i>Books</i> | 28132 | 12517 | 40669 |
| <i>Journals</i> | 14408 | 1743 | 16151 |
| <i>Current Subs.</i> | | | |
| Indian | 43 | - | 43 |
| Foreign | 60 | - | 60 |
| <i>Microfilm</i> | - | 58 | 58 |

| | | | |
|------------------|---|-----|-----|
| Computer Manuals | - | 751 | 751 |
| CDROM | - | 2 | 2 |

Slides

B/W Not maintained in TIFC Library

Colour

Translations

Budget Rs.6.50 lakhs Rs.6.50 Lakh

Staff

| | | | |
|---------|---|---|---|
| Prof. | 2 | 1 | 3 |
| Semi. | 1 | 1 | 2 |
| Support | 2 | 1 | 3 |
| Admn. | 1 | - | 1 |

Services

| | | |
|---------------|--|-----|
| Circulation | Yes | Yes |
| Reference | Yes | Yes |
| Bibliographic | On demand | Yes |
| Translation | Request received sent to INSDOC New Delhi for Translations. | |

Retrieval

| | | |
|--------------------|-----|-----|
| CD-ROM | - | Yes |
| On-Line | - | Yes |
| Inter Library Loan | Yes | Yes |

Future Programmes:

Computer Application

The library plans to make use of computer facilities in library activities and services, and also to establish a local area network with Central Library, University of Roorkee, National Institute of Hydrology, School of Earthquake

minor temporary placement of one person at a few occasions. Persons retired or left the institute were only replaced by other persons but the number of posts remained unchanged.

TABLE 7

Staff position in C.B.R.I. Library During 1953-93

| S.No. | Year(s) | No. of Professionals | No. of Semi professionals | No of other supporting staff | Total |
|-------|---------|----------------------|---------------------------|------------------------------|-------|
| 1. | 1953-62 | 1 | 2 | 4 | 7 |
| 2. | 1963-80 | 2 | 2 | 4 | 8 |
| 3. | 1981-86 | 2 | 2 | 2 | 6 |
| 4. | 1987-90 | 2 | 3 | 3 | 8 |
| 5. | 1991-93 | 2 | 2 | 3 | 7 |

Source : C.B.R.I. Annual Report 1953-93.

Since 1989 with the merger of SERC, staff of library (4 persons) also joined the team.

Table 8

Shows the present strength of Library

| | CBRI LIB | SE LIB | Total |
|----------------------|----------|--------|-------|
| <i>Books</i> | 28132 | 12517 | 40669 |
| <i>Journals</i> | 14408 | 1743 | 16151 |
| <i>Current Subs.</i> | | | |
| Indian | 43 | - | 43 |
| Foreign | 60 | - | 60 |
| <i>Microfilm</i> | - | 58 | 58 |

| | | | |
|------------------|---|-----|-----|
| Computer Manuals | - | 751 | 751 |
| CDROM | - | 2 | 2 |

Slides

B/W Not maintained in TIFC Library
 Colour
 Translations

Budget Rs.6.50 lakhs - Rs.6.50 Lakh

Staff

| | | | |
|---------|---|---|---|
| Prof. | 2 | 1 | 3 |
| Semi. | 1 | 1 | 2 |
| Support | 2 | 1 | 3 |
| Admn. | 1 | - | 1 |

Services

| | | |
|---------------|--|-----|
| Circulation | Yes | Yes |
| Reference | Yes | Yes |
| Bibliographic | On demand | Yes |
| Translation | Request received sent to INSDOC New Delhi for Translations. | |

Retrieval

| | | |
|--------------------|-----|-----|
| CD-ROM | - | Yes |
| On-Line | - | Yes |
| Inter Library Loan | Yes | Yes |

Future Programmes:

Computer Application

The library plans to make use of computer facilities in library activities and services, and also to establish a local area network with Central Library, University of Roorkee, National Institute of Hydrology, School of Earthquake

Engineering, Library of Department of Civil Engineering, Irrigation Research Institute and Bengal Engineering Library. It also has the facility of E-mail by which ON-LINE search is being done through SIRNET The CD-ROM facility is being utilised using CITIS and ICONDA CD-ROM data bases.

Conclusions

The CBRI Library has grown during the past five decades and has reached at a stage of providing information services necessary for building research. It can serve the users community comprising of its own users, other research organisations of the country and abroad, consultants, private practitioners, contractors, construction companies, and building industries at all points of reference and information through documents.

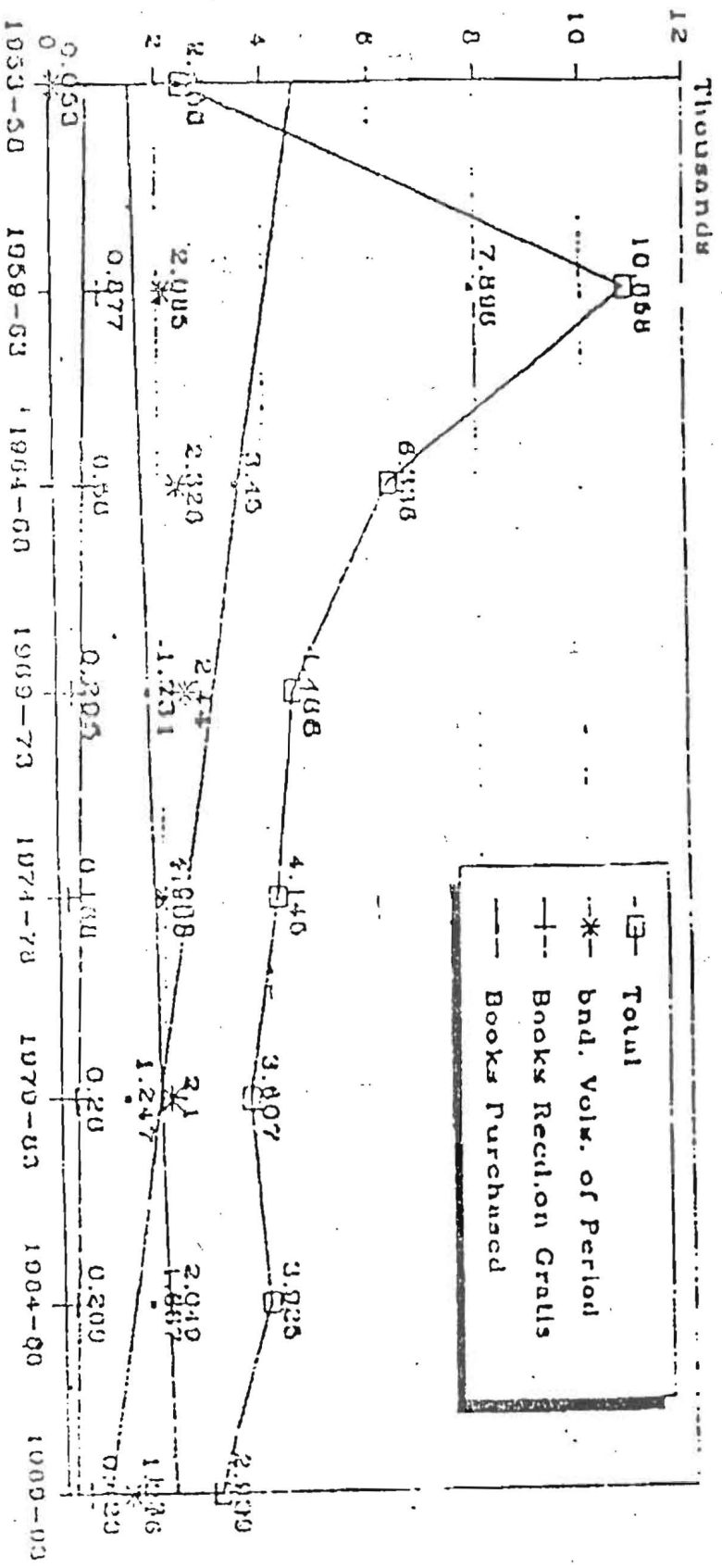
Acknowledgments

Paper is published with the permission of Director, CBRI, Roorkee.

REFERENCES

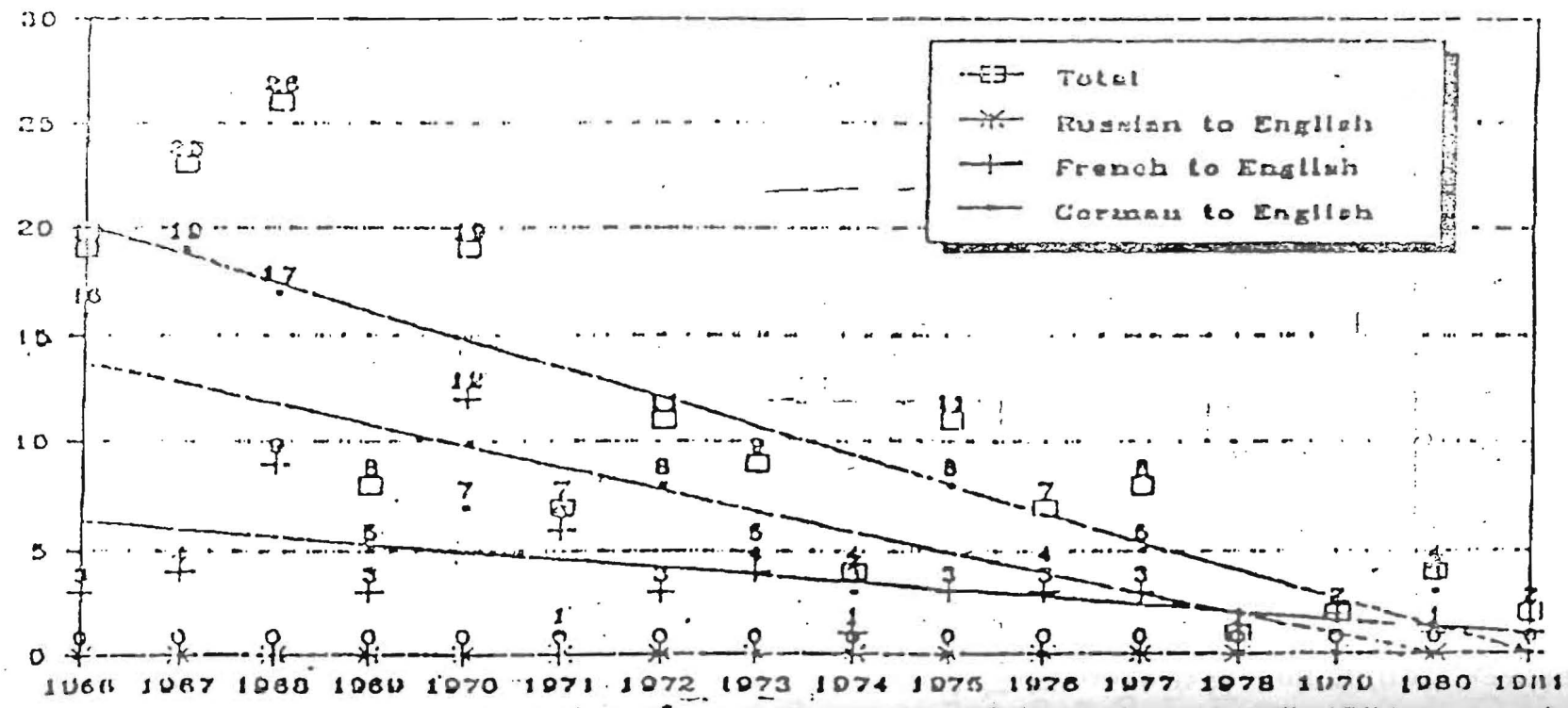
1. Annual Report of CBRI 1947-1993
2. Internal Statistics Registers
3. S.C. Sinha, M.F. Ullah - Four Decades and six years of the Development of CBRI Library. Paper presented to 39th ILA All India Library Conference, held at Bangalore 7-10 Jan., 1994.

STATEMENT OF PROGRESS OF BOOKS/BOUND PERIODICALS, 1953-1993



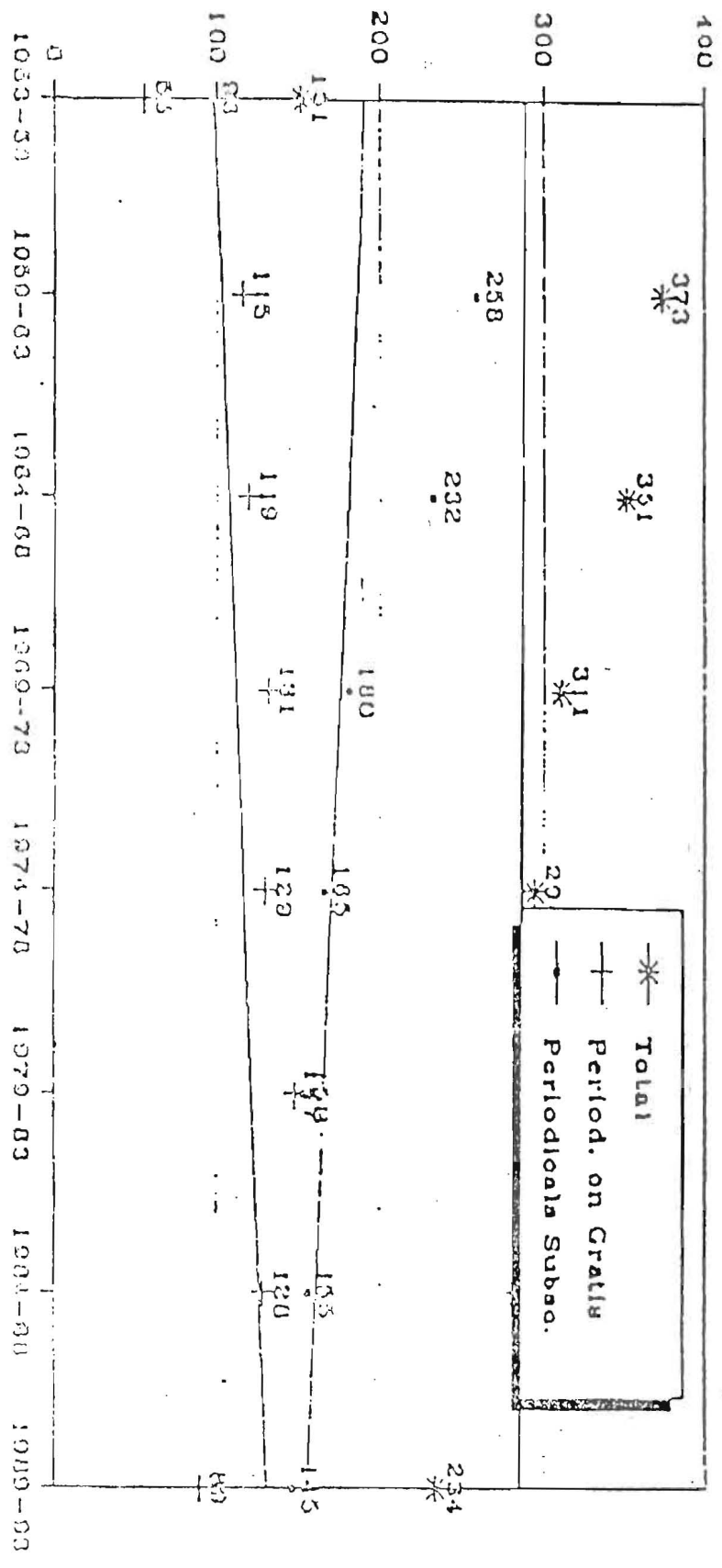
Source : CBHI, Hoofke, Accemlon (K-213)

PROGRESS OF TRANSLATIONS CARRIED IN CBRI 1953-1993



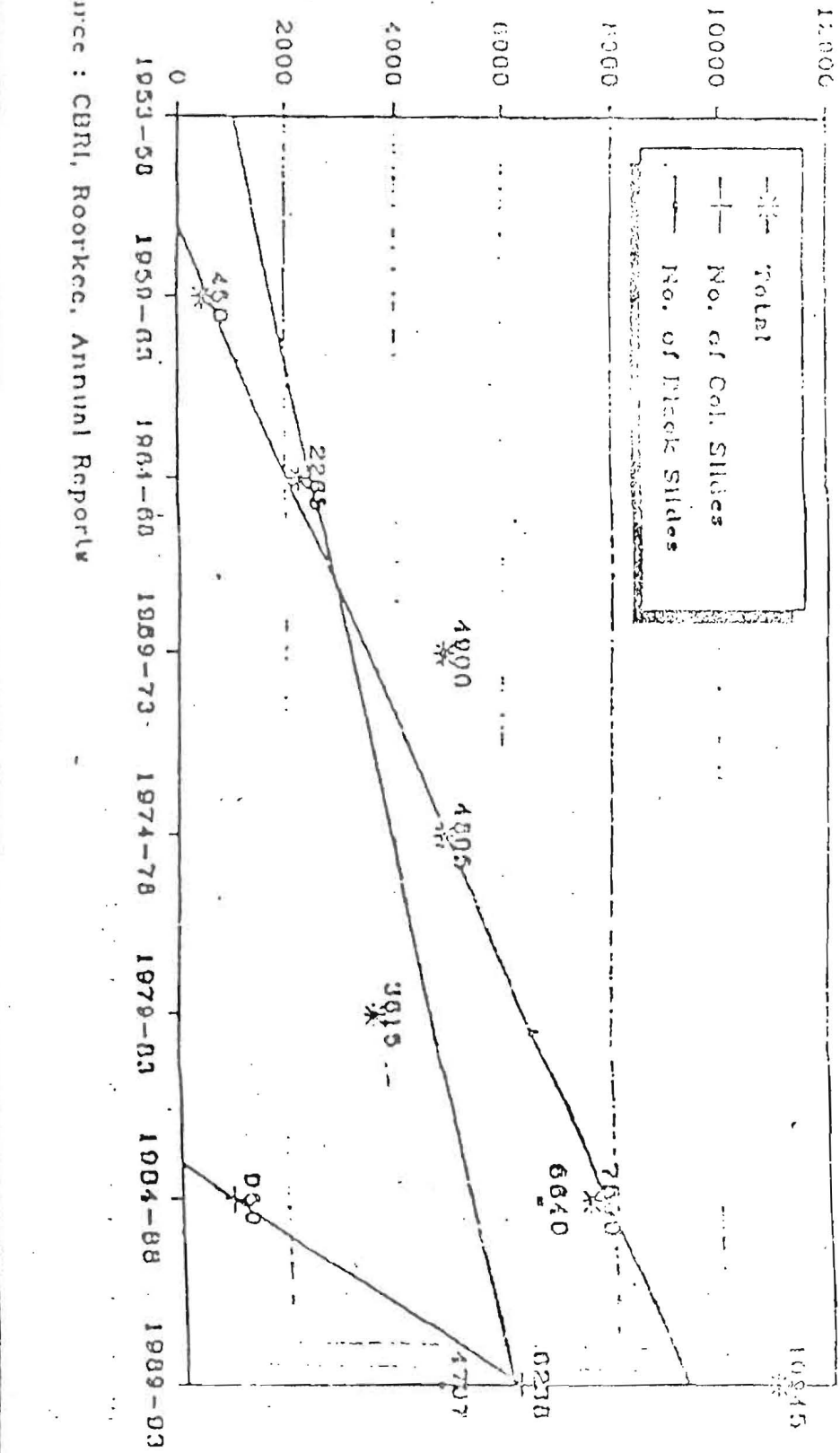
Source: CBRI, ROORKEE, Annual Reports

PROGRESS OF PERIODICALS SUBSCRIBED / GRATIS, 1953-1993



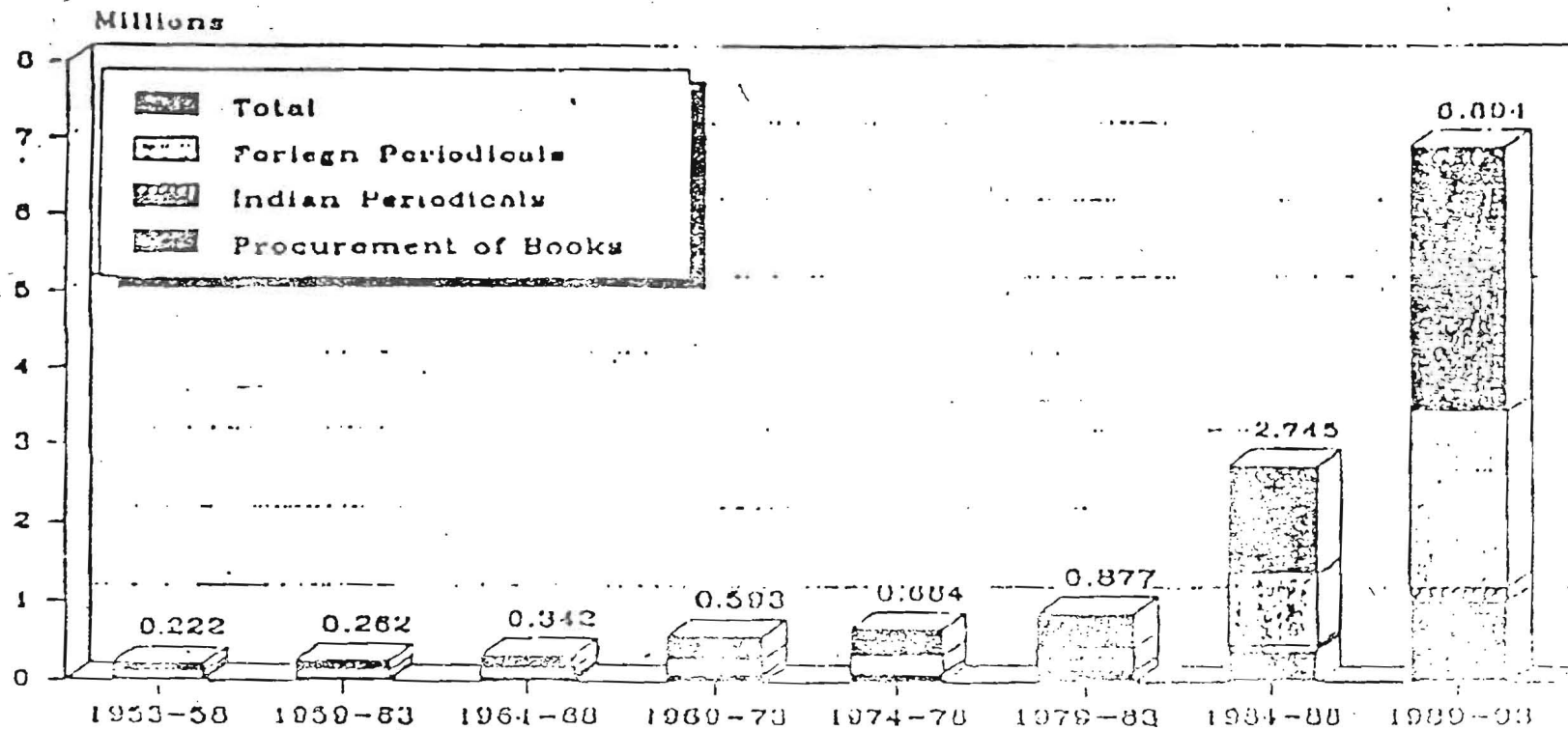
Source : CSRI, Roorkee, Annual Reports

PROGRESS OF BW/COLORRED SLIDES 1953-1993



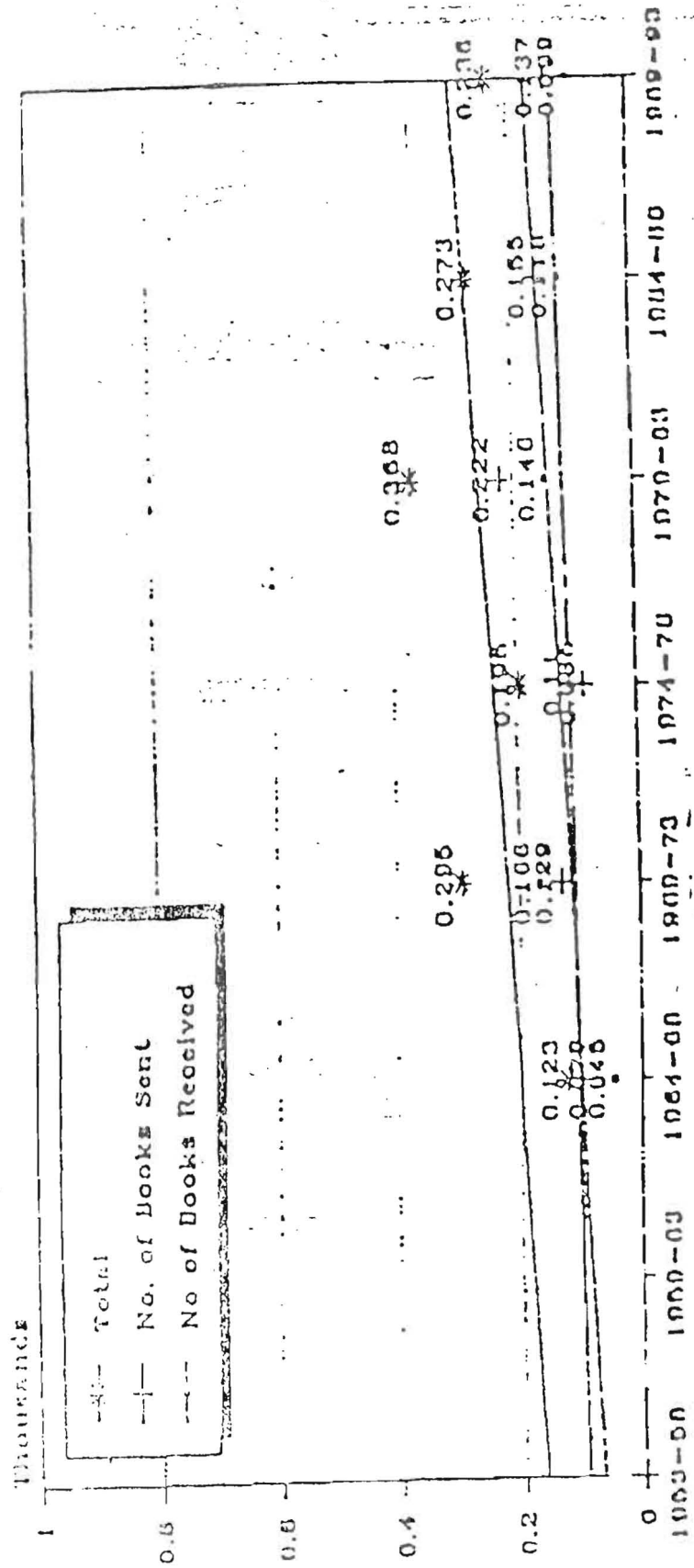
Source : CBRI, Roorkee, Annual Reports

PROGRESS OF CBRI LIBRARY BUDGET, 1953-1993



Source : Accounts Section, CBRI, Roorkee

INTER LIBRARY LOAN SERVICE 1953-1993



Source: Inter Library Loan Register 1953-1993